



UNITED SCHOOLS NETWORK

UNITED PREPARATORY ACADEMY

**United Preparatory Academy
SY 2018-2019 Annual Report**

Table of Contents

Achievement	3
State Testing (AIR)	3
District and State Comparison	3
Comparison with similar schools	3
i-Ready	4
Performance Standards	5
Program Profile	8
Annual Report Distribution	8

Achievement

At United Preparatory Academy (UPA) we measure proficiency longitudinally in terms of annual progress on Ohio State Tests (AIR) and interim progress during the school year on the i-Ready assessment in reading and math.

State Testing (AIR)

UPA administered the Ohio State Tests (AIR) for the third time during the 2018-2019 school year. The State AIR tests are administered annually in order to measure student proficiency on state mandated academic standards for each grade level. The State AIR tests allow UPA to compare their results with traditional Columbus City School District (CCSD) as well as schools across Ohio.

District and State Comparison

The AIR tests were administered in the Fall of 2018 (3rd grade reading only) and Spring of 2019. United Preparatory Academy students outperformed the CCSD average in all tested subjects. UPA students also outperformed the Ohio statewide average in all tested subjects except 5th grade science. 100% of UPA 3rd graders passed the Third Grade Reading Guarantee. UPA was the community school with the highest Performance Index score in the state.

Comparison with similar schools

In order to consider our academic progress in context, UPA evaluated its rank by performance index compared to the Columbus City district schools students could attend if not enrolled at UPA.

Rank	Building Name	Type	District	PI Score	Grade Span	Economically Disadvantaged
1	United Preparatory Academy	Community	UPA	94.259	K-3	99.8%
2	Westgate Elementary	District	CCS	79.034	PK-5	100%
3	Avondale Elementary	District	CCS	78.313	PK-5	100%
4	Binns Elementary	District	CCS	74.292	K-5	100%
5	Valleyview Elementary	District	CCS	72.197	K-5	100%
6	Burroughs Elementary	District	CCS	63.494	K-5	100%
7	West Mound Elementary	District	CCS	59.049	PK-5	100%
8	Eakin Elementary	District	CCS	56.349	PK-5	100%
9	West Broad Elementary	District	CCS	55.648	PK-5	100%
10	Starling PK-8	District	CCS	51.356	PK	100%

i-Ready

UPA students take the i-Ready diagnostic assessment in the fall, winter, and spring each school year. The i-Ready assessments are state-aligned, computer-adaptive tests that accurately reflect the instructional level of each student and measure growth over time.

The assessment itself is unique in that it adapts to the student’s ability, accurately measuring what a child knows and needs to learn. The diagnostic assessment pinpoints students’ needs in reading and math down to the domain and sub-skill level by using sophisticated adaptive logic, and a bank of thousands of test items. Millions of test records have been collected over the last several years which allows us to compare our students’ scores and growth with students across the United States.













Grade Report

Annual Typical and Annual Stretch growth by grade and subject.

Reading

Grade	Annual Typical Growth		Annual Stretch Growth		% Students with Improved Placement	Students Assessed/Total
	Progress (Median)	% Met	Progress (Median)	% Met		
Grade K	116%	67%	85%	41%	88%	51/51
Grade 1	98%	42%	72%	25%	65%	48/48
Grade 2	110%	56%	78%	39%	67%	36/36
Grade 3	112%	58%	68%	30%	74%	53/53
Grade 4	200%	81%	115%	55%	75%	53/53
Grade 5	63%	33%	32%	13%	42%	45/45

Math

Grade	Annual Typical Growth		Annual Stretch Growth		% Students with Improved Placement	Students Assessed/Total
	Progress (Median)	% Met	Progress (Median)	% Met		
Grade K	 134%	75%	 108%	57%	88%	51/51
Grade 1	 128%	71%	 95%	48%	79%	48/48
Grade 2	 121%	67%	 80%	25%	67%	36/36
Grade 3	 96%	49%	 69%	16%	76%	51/53
Grade 4	 122%	68%	 82%	32%	89%	53/53
Grade 5	 106%	60%	 61%	16%	71%	45/45

Performance Standards

Below are the performance standards by which the success of United Preparatory Academy was evaluated by our sponsor, the Thomas B. Fordham Foundation

Table 1: Primary Academic Indicators

Indicator	School Performance
Performance Index	Meets
Value Added	Exceeds
Graduation Rate (4 Year)	N/A
Graduation Rate (5 Year)	N/A
K-3 Literacy Improvement	Exceeds
Performance v. Local Market (Performance Index)	Exceeds
Performance v. Local Market (Value Added)	Exceeds
Performance v. Statewide Charters (Performance Index)	Exceeds
Performance v. Statewide Charters (Value Added)	Exceeds

Table 2: Secondary Academic Indicators

Indicator	School Performance
Value Added Overall	Exceeds
Performance Index Overall	Meets
Value Added: Gifted	N/A
Value Added: Disabilities	Exceeds
Value Added Lowest 20%	N/A
Value Added High School	N/A
Annual Measurable Objectives	Exceeds
Regularly Administers Internal Growth Assessment	Yes
Met Majority of Internal Goals	Yes

Table 3: Financial Measure of Success (FY19)

Indicator	School Performance
Ratio of Assets to Liabilities	Exceeds
Day Cash	Exceeds
Enrollment Variance	Exceeds

Table 4: Financial Measures of Success (FY19)

Indicator	School Performance
Multi-Year Ratio of Assets to Liabilities	Exceeds
Cash Flow	Exceeds

Tables 5: Below is a FY 2019 summary of the school’s revenue and expenditures

Revenue and Support		Expenses	
State Foundation	\$1,936,539	Salaries and Benefits	\$1,195,515
Federal Grants	\$418,503	Purchased Services	\$740,717
State Grants	\$14,706	Facilities	\$142,749
Donor Contributions	\$102,997	Materials and Supplies	\$97,740
		Other	\$59,533
Total	\$2,472,746	Total	\$2,236,254

Table 6: Operations/Governance Primary Indicators

Indicator	School Performance
Records Compliance	Exceeds
On-Time Records Submission Rate	Exceeds
Financial Records Submitted Monthly	Exceeds
Annual Audit	Exceeds
LEA Special Education Performance Determination	Meets Requirements
5-Year Forecasts Submitted by Deadline	Meets
Pre-Opening Assurances Documentation	Meets
Annual Report	Meets
Safety Plan and Blueprints Submitted to OAG (last 3 years)	Meets
Family Survey Results	Exceeds

Program Profile

United Preparatory Academy provides a college-preparatory, elementary grades education to students in Columbus, Ohio. United Preparatory Academy delivers academic and character development programming that prepares students to gain entry and succeed in the most demanding high schools and colleges. Critical to meeting the UPA mission are the following program elements:

- An intensive curriculum with a strong focus on skill development, especially in reading, writing, and mathematics.
- A highly structured environment that encourages and requires positive decisions and offers immediate feedback and coaching when less-desirable decisions are made.
- Extended class time in literacy and mathematics to ensure proficiency in basic skills for all students.

- Regular homework to ensure skill development and content mastery.
- Interventions, including in small-groups for students who do not meet academic standards.
- A simple uniform that supports respect for self and others and diminishes social stress.

United Preparatory Academy also partners with a variety of organizations to ensure students have access to a world-class, well-rounded education. A sample of partner organizations and their role at UPA are listed below:.

- COSI - Provides in-class labs three times a year for students during their science class.
- Columbus Zoo - Teaches six classes to scholars and provides field trips to the zoo and The Wilds.
- Momentum Dance - Provides dance class and dance performances to scholars at UPA.
- Girls on the Run - During the fall and spring, teachers lead a group of girls in the Girls on the Run program which trains students to run a 5K.

Annual Report Distribution

United Preparatory Academy will distribute the Annual Report to all families by sending the report home with students as part of weekly communication with families. The Annual Report will also be reviewed with the Family Leadership Council at an upcoming meeting and available in the school's Front Office.